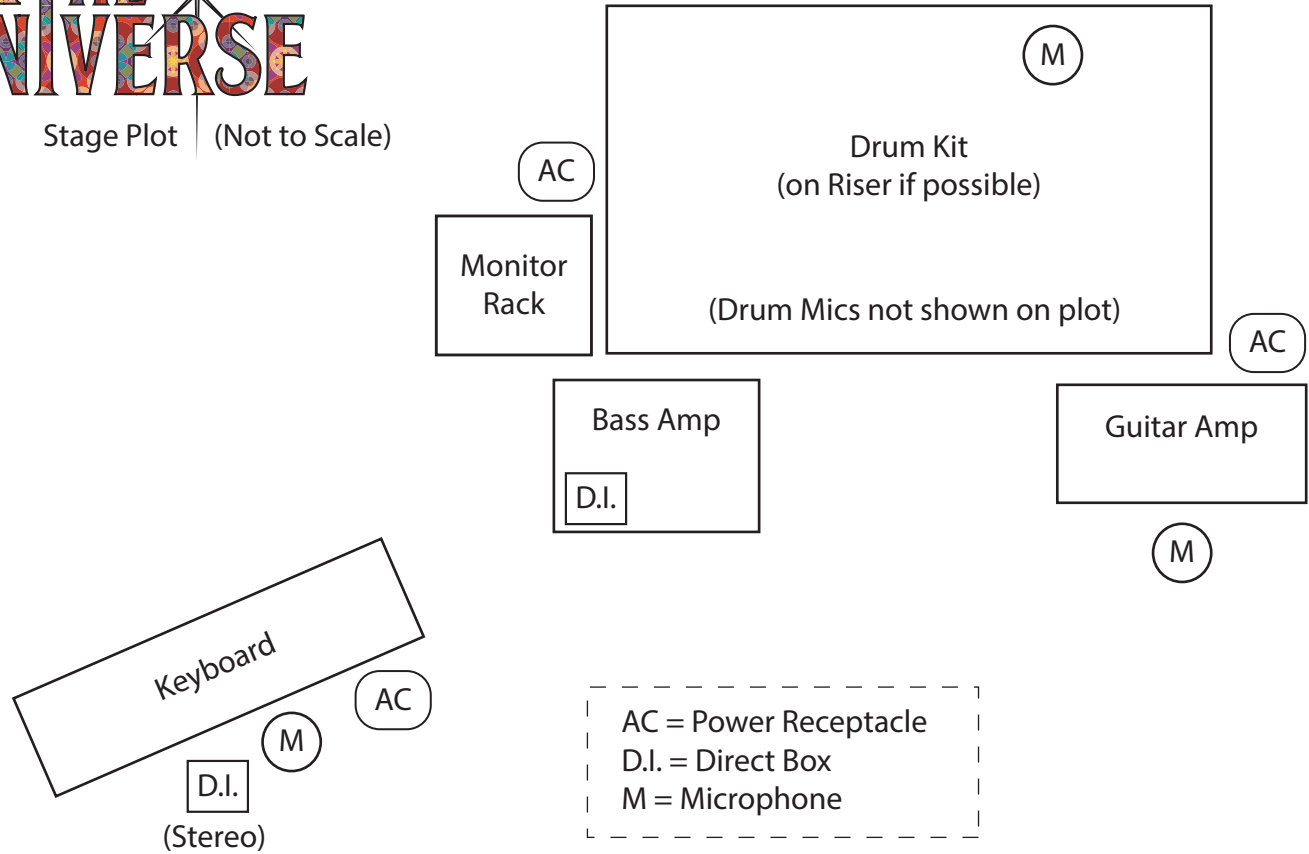


ACROSS THE UNIVERSE

Stage Plot (Not to Scale)

(Upstage)



NOTES: (revised 7/3/2024)

VOCALS - ATU consists of four members. (The bass player plays keyboard as needed.) All four members sing and will need a vocal mic on a boom stand. Note: Keyboard and Bass position vocal mics are used by the same person. Settings for both (gain, eq, etc.) should be identical. They are never both in use at the same time.

MONITORS - ATU uses in-ear monitors, which the band will provide. We will need four separate XLR feeds to the monitor rack, each with a separate mix at line level. No wedge monitors are needed.

DI BOXES - All equipment needing D.I. connections have built in D.I. capability, so no physical D.I. boxes are needed, only XLR cables. Keyboard should be Stereo if possible.

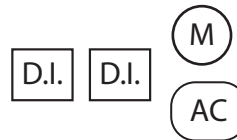
PLAYBACK TRACKS - ATU will provide two XLR line level feeds for playback of pre-recorded tracks. One feed will contain all music to be fed to all 4 monitor feeds and FOH. The second feed will contain a click track to be sent to the musicians monitors only.

Any technical questions may be directed to Greg Steiner at (954) 647-4466 or via email to greg@acrosstheuniverseband.com

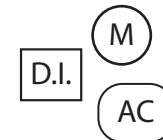
Bass Guitar (to amp)



Lead Guitar (Line6 Helix to D.I.)
Guitar Synthesizer (to D.I.)



Rhythm Guitar (to amp)
Acoustic Guitar (to D.I.)



(Stage Right)

(Downstage)

(Stage Left)